



Electrical Safety Foundation International

FIRE SAFETY

Making Your Home Safer

Guide to Customize your Presentation

This slide presentation was designed for educators from Community Action Agencies to present basic home fire safety information to older adults who live in a house or an apartment. According to the National Fire Protection Association (NFPA), 30% of people who die in house fires are adults 65 and older. The death rate for older adults increases with age. By the age of 85, older adults have death rates four times the overall U.S. rate.

This presentation uses simple graphics and messages to help older adults acquire useful skills and knowledge to prevent the leading causes of home fires: cooking, heating and electrical equipment. It also provides burn prevention tips and important information about smoke alarms. These messages can help reduce injuries and loss of life due to fire and fire-related hazards.

Confirm that you can play audio loud enough for your audience. This presentation includes a 3-minute video (slide 14) about Arc Fault Circuit Interrupters (AFCI).

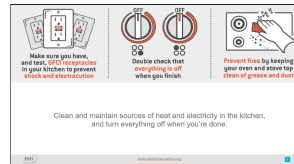
To prepare the presentation, follow these simple steps:

1. Download the Fire Safety PowerPoint file. Note, the file is 10 MB.
2. Follow the instructions on the first and last slides to add your agency's logo. There are two versions of the last slide, you can delete the slide you do not want to use.
3. Hand out the **You Can Make Your Home Safer** brochure. It includes the safety tips and information from the presentation as a reminder when the group goes home.




SLIDE 2

Explain that cooking, heating and electrical equipment are the top causes of home fires and that the presentation provides important information to prevent fires.



SLIDE 7

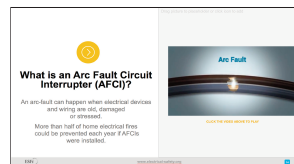
Discuss GFCI receptacles and why they are near water to prevent shock and electrocution.



SLIDE 3

Insert your local statistics about these types of fires. Resources for local data include:

- Your Office of the State Fire Marshal
- U.S. Fire Administration:
https://www.usfa.fema.gov/data/statistics/fire_death_rates.html
- NFPA data:
<https://www.nfpa.org/News-and-Research>



SLIDE 14

Play the 3-minute video about Arc Fault Circuit Interrupters (AFCI).



SLIDE 15:

Bring a smoke alarm to use as a teaching prop to make sure the group understands how to test it.



SLIDE 21/22

Add your agency's logo. Delete the slide you do not want to use.



SLIDE 6

Engage with the group by discussing the following:

- Name the types of things often found in a kitchen that can easily catch fire (paper towels, napkins and dishtowels).
- Name common kitchen appliances that are plugged in (coffee maker and toaster).

After using the PowerPoint and brochures for your fire safety presentations, please complete a brief online survey by July 27 at <http://survey.constantcontact.com/survey/a07efh3hjptjiemgrvu/start>

Once you complete the survey, you will be eligible for a random drawing to win a \$50 gift card.