


How to Test a GFCI

ESFi


GFCIs can be damaged by voltage surges by lightning, utility switching or simply from normal usage. If they are not working properly, they are not protecting you from shock or electrocution. Follow these easy steps to test your GFCIs every month:



1. Push the RESET button.




2. Plug in a nightlight or similar device.




3. The nightlight should be ON.




4. Press the TEST button.




5. The nightlight should turn OFF.



6. Push the RESET button again.



7. The nightlight should turn back ON.



8. If the nightlight did not turn OFF, the GFCI is not working properly.

Malfunctioning GFCIs do not provide shock protection. Have a licensed, qualified electrician check the GFCI and correct the problem if your GFCI is not working.